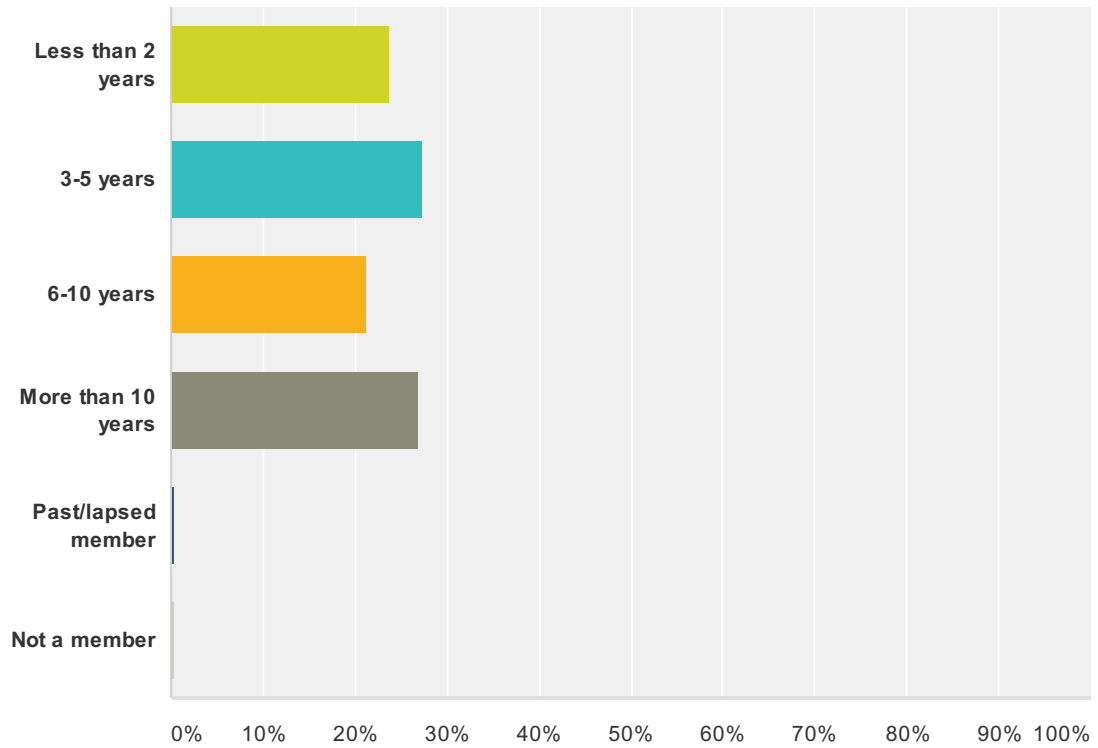


Q1 How long have you been a member of the NZSA?

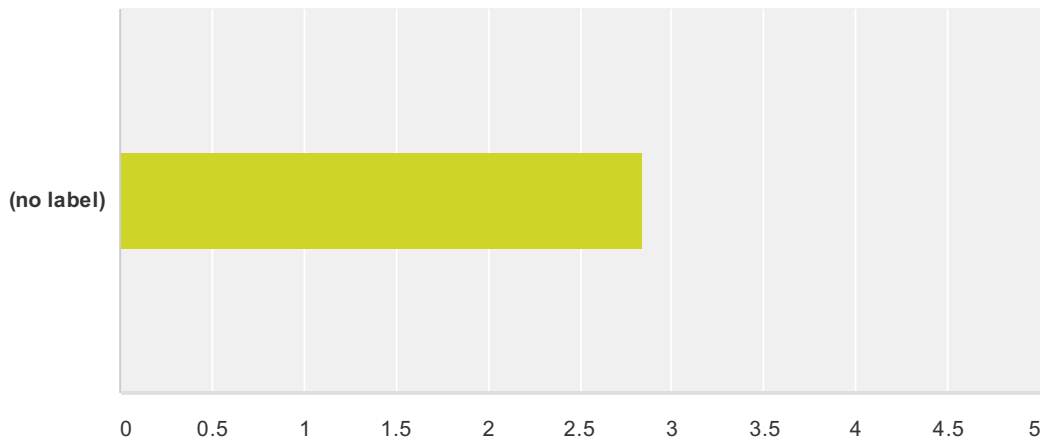
Answered: 311 Skipped: 0



Answer Choices	Responses
Less than 2 years	23.79% 74
3-5 years	27.33% 85
6-10 years	21.22% 66
More than 10 years	27.01% 84
Past/lapsed member	0.32% 1
Not a member	0.32% 1
Total	311

Q2 How would you rate your overall satisfaction with your NZSA membership?

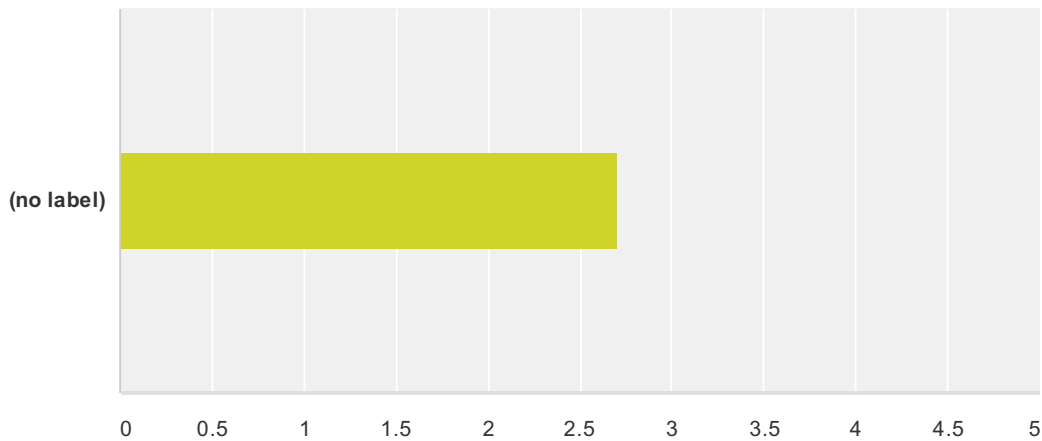
Answered: 307 Skipped: 4



	Not satisfied	Somewhat satisfied	Satisfied	Very satisfied	Total	Average Rating
(no label)	3.58% 11	27.04% 83	51.47% 158	17.92% 55	307	2.84

Q3 How would you rate the value for money of your NZSA membership?

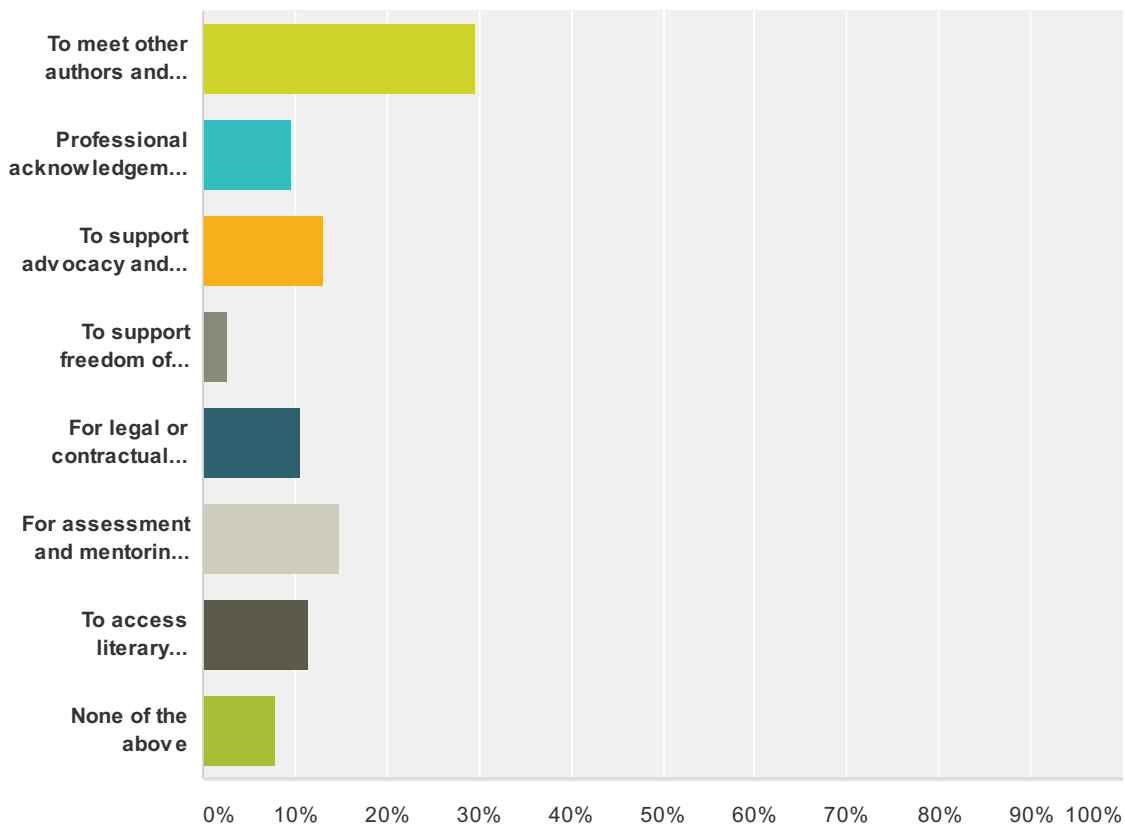
Answered: 308 Skipped: 3



	Poor	Fair	Good	Very good	Total	Average Rating
(no label)	5.84% 18	33.44% 103	45.45% 140	15.26% 47	308	2.70

Q4 What was the PRIMARY reason that you joined the NZSA?

Answered: 290 Skipped: 21

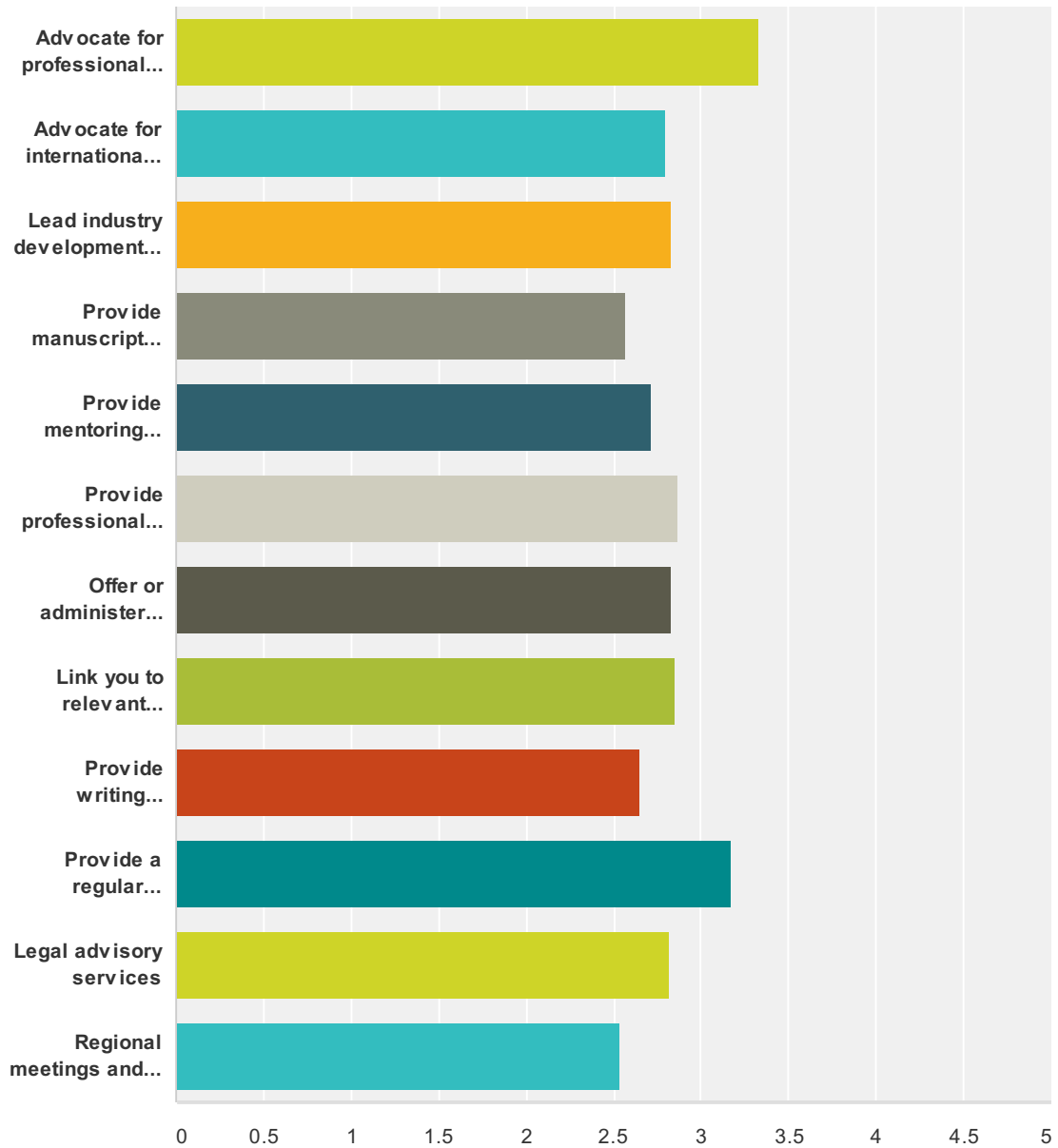


Answer Choices	Responses	
To meet other authors and writers	29.66%	86
Professional acknowledgement or recognition	9.66%	28
To support advocacy and lobbying including at a national and government level	13.10%	38
To support freedom of expression	2.76%	8
For legal or contractual advice	10.69%	31
For assessment and mentoring services	14.83%	43
To access literary scholarships, funds and awards	11.38%	33
None of the above	7.93%	23
Total		290

NZSA Membership Survey

Q5 Please rate the importance of the following NZSA services to you.

Answered: 310 Skipped: 1



	Not important	Somewhat important	Important	Very important	Total	Average Rating
Advocate for professional writers and authors including at a government level	2.68% 8	12.75% 38	33.56% 100	51.01% 152	298	3.33
Advocate for international freedom of expression	11.33% 34	25.33% 76	35.00% 105	28.33% 85	300	2.80
Lead industry development initiatives	8.59% 25	26.80% 78	37.46% 109	27.15% 79	291	2.83
Provide manuscript assessment services	20.81% 62	27.52% 82	25.17% 75	26.51% 79	298	2.57
Provide mentoring services	16.39% 49	23.41% 70	32.78% 98	27.42% 82	299	2.71

NZSA Membership Survey

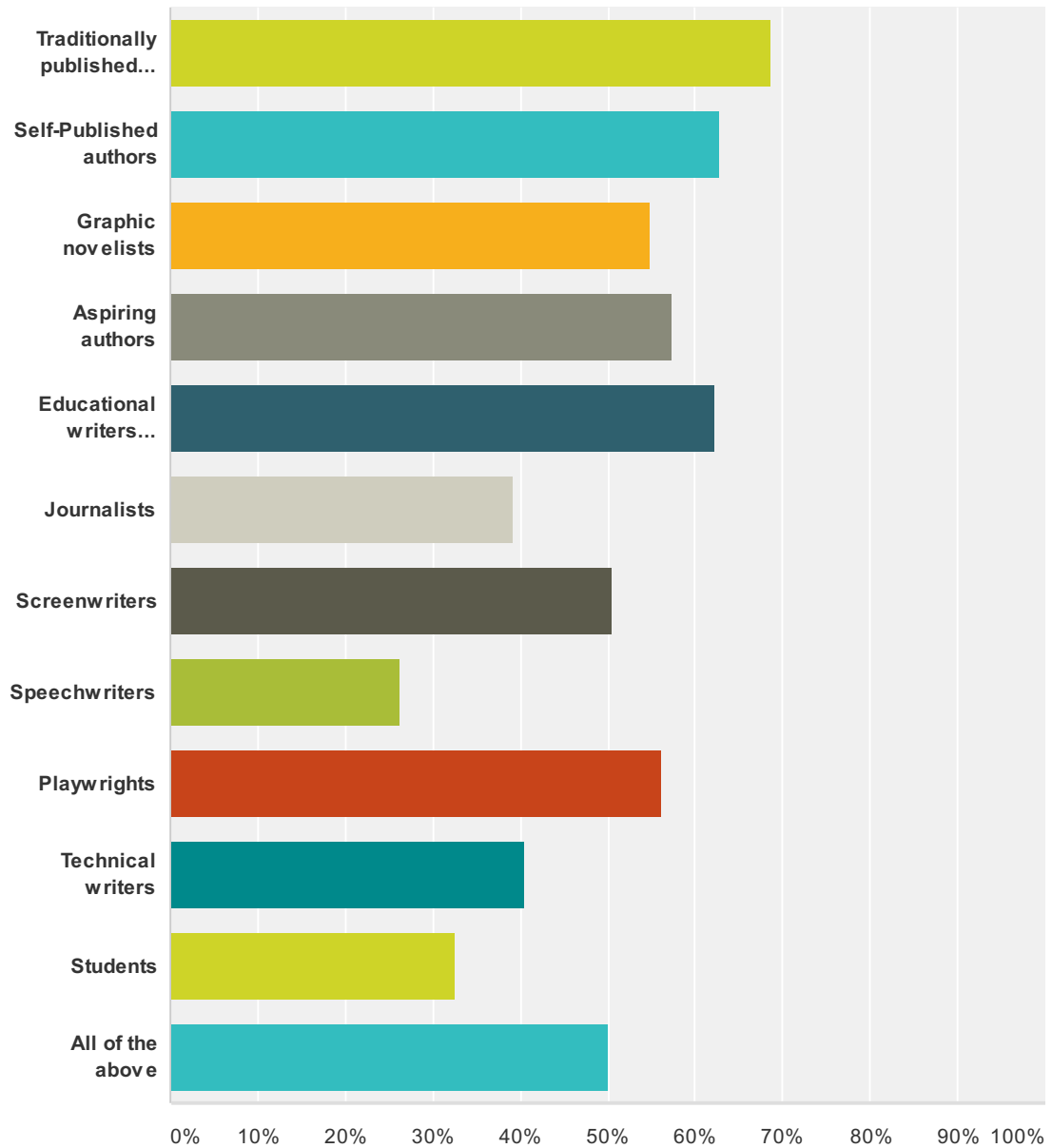
Provide professional development opportunities	10.17% 30	22.37% 66	37.29% 110	30.17% 89	295	2.87
Offer or administer awards, grants and scholarships	10.44% 31	22.22% 66	41.41% 123	25.93% 77	297	2.83
Link you to relevant industry groups, organisations and companies	6.73% 20	26.94% 80	41.41% 123	24.92% 74	297	2.85
Provide writing resources in the form of booklets and leaflets	10.93% 33	29.80% 90	42.72% 129	16.56% 50	302	2.65
Provide a regular newsletter and bi-monthly magazine featuring industry news	2.28% 7	14.98% 46	45.93% 141	36.81% 113	307	3.17
Legal advisory services	8.33% 25	27.00% 81	39.33% 118	25.33% 76	300	2.82
Regional meetings and activities	14.77% 44	35.91% 107	29.87% 89	19.46% 58	298	2.54

Q6 Are there any services not listed that you would be prepared to pay a fee to use?

Answered: 48 Skipped: 263

**Q7 Which of the following groups do you believe NZSA should include as members?
(Tick all that apply)**

Answered: 301 Skipped: 10



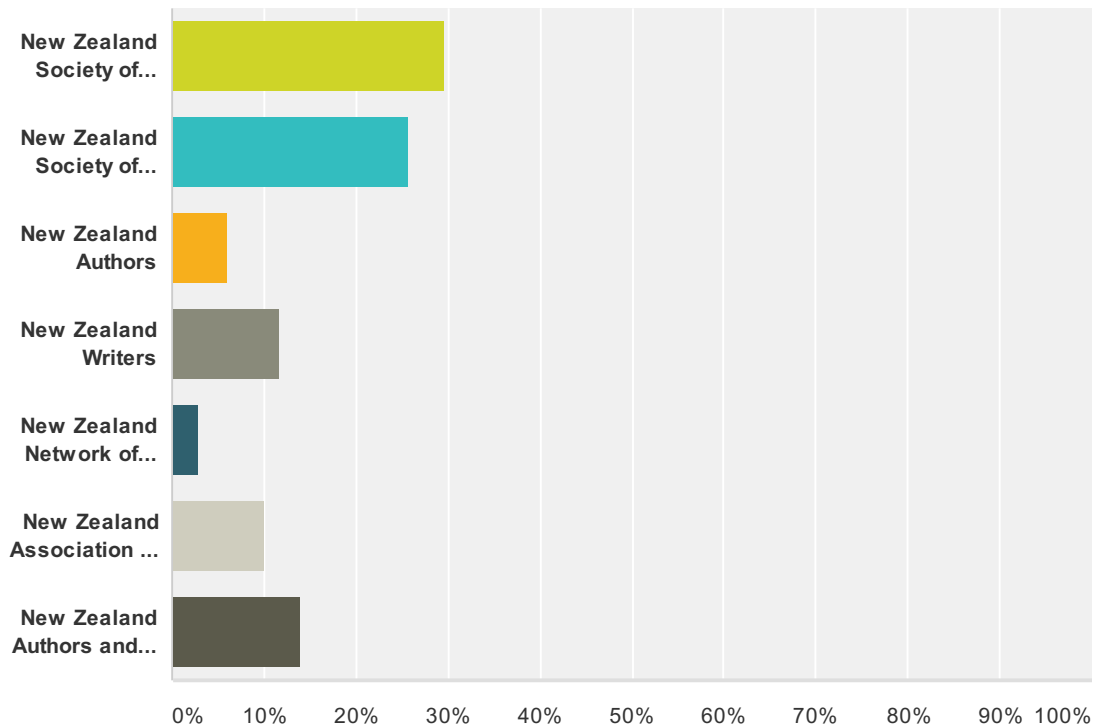
Answer Choices	Responses
Traditionally published authors	68.77% 207
Self-Published authors	62.79% 189
Graphic novelists	54.82% 165
Aspiring authors	57.48% 173
Educational writers including researchers and scholars	62.13% 187
Journalists	39.20% 118

NZSA Membership Survey

Screenwriters	50.50%	152
Speechwriters	26.25%	79
Playwrights	56.15%	169
Technical writers	40.53%	122
Students	32.56%	98
All of the above	50.17%	151
Total Respondents: 301		

Q8 A name says a lot about an organisation. Is it time for us to update our organisation's name to better reflect who we represent? Which name below is your preferred option? (Choose only one)

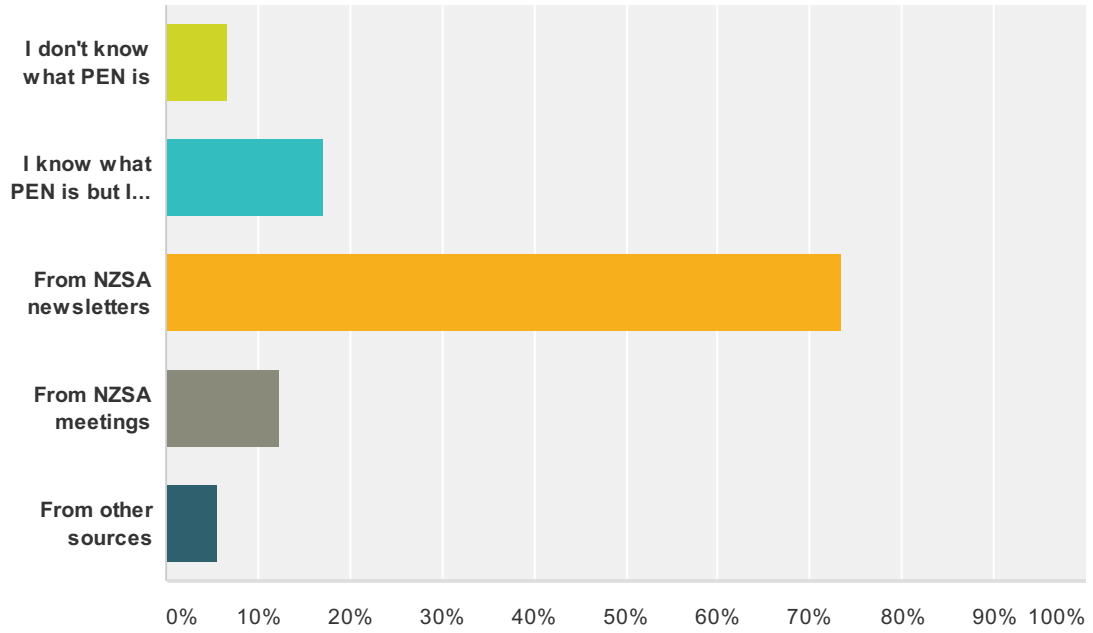
Answered: 280 Skipped: 31



Answer Choices	Responses	
New Zealand Society of Authors (PEN New Zealand Inc) - ie the current name	29.64%	83
New Zealand Society of Authors	25.71%	72
New Zealand Authors	6.07%	17
New Zealand Writers	11.79%	33
New Zealand Network of Authors and Writers	2.86%	8
New Zealand Association of Authors and Writers	10.00%	28
New Zealand Authors and Writers	13.93%	39
Total		280

Q9 How do you keep up to date with international PEN activities?

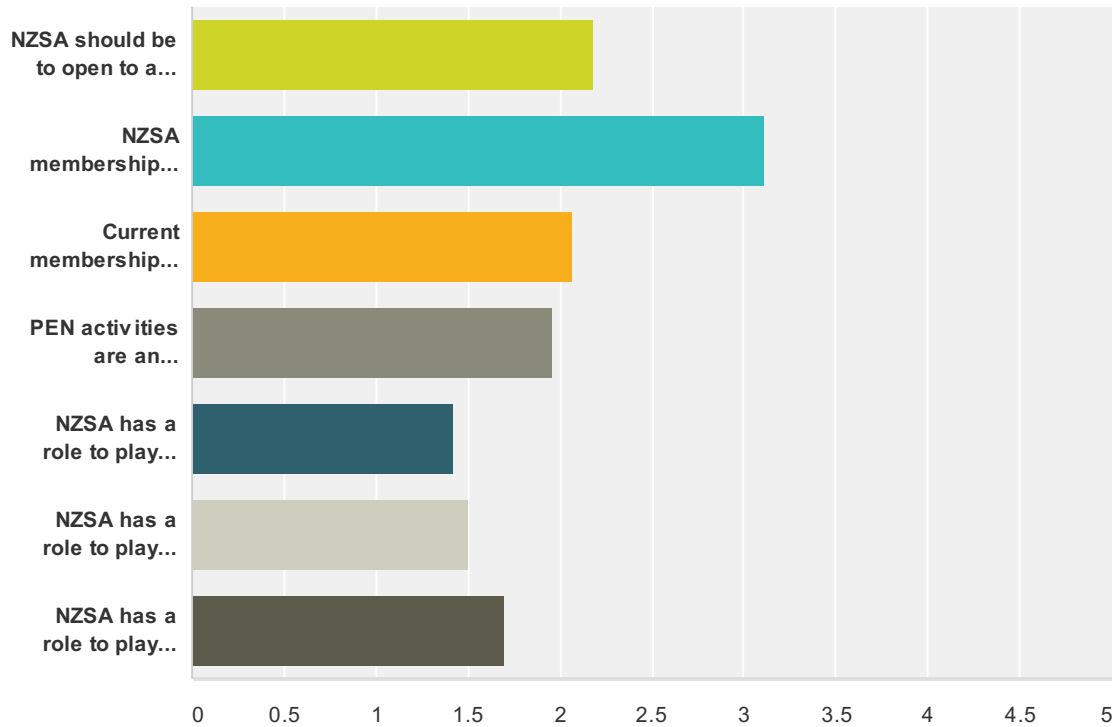
Answered: 299 Skipped: 12



Answer Choices	Responses
I don't know what PEN is	6.69% 20
I know what PEN is but I don't follow it	17.06% 51
From NZSA newsletters	73.58% 220
From NZSA meetings	12.37% 37
From other sources	5.69% 17
Total Respondents: 299	

Q10 What is your view on each of the following statements?

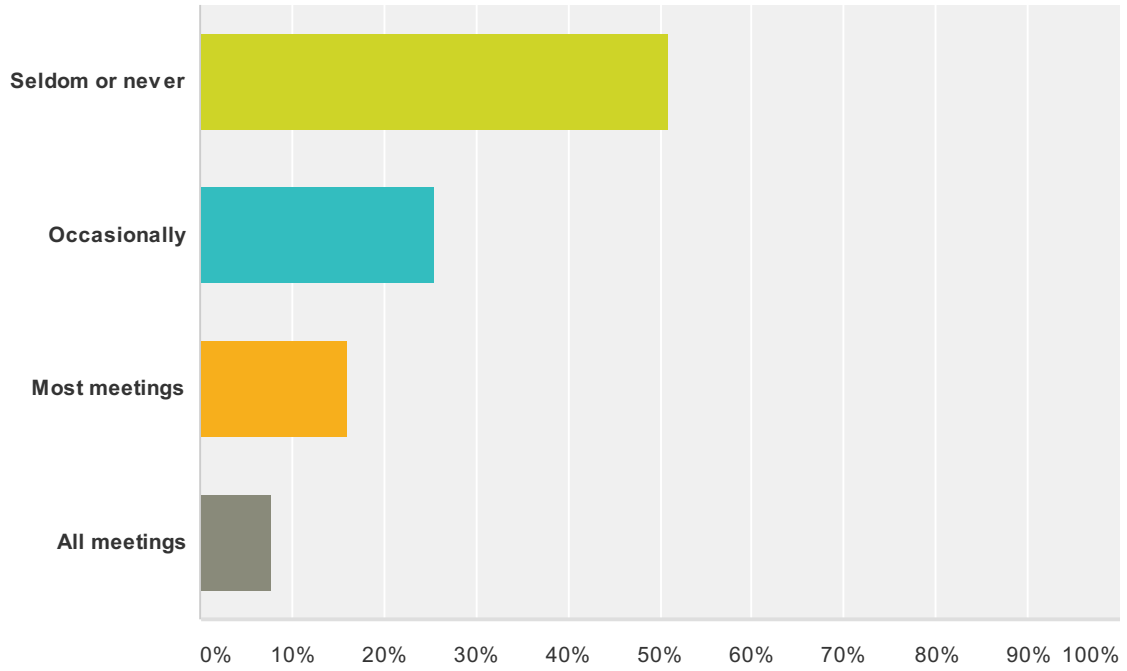
Answered: 303 Skipped: 8



	Agree strongly	Agree	Disagree	Disagree strongly	No opinion	Total	Average Rating
NZSA should be to open to a wider membership	15.82% 47	35.02% 104	25.25% 75	2.36% 7	21.55% 64	297	2.18
NZSA membership should be harder to attain	1.04% 3	9.72% 28	58.68% 169	21.88% 63	8.68% 25	288	3.11
Current membership categories (Full/Associate/Student/Affiliate) should be retained with no changes	11.64% 34	57.19% 167	13.01% 38	2.40% 7	15.75% 46	292	2.07
PEN activities are an essential part of NZSA's programme	17.29% 51	48.47% 143	11.19% 33	1.36% 4	21.69% 64	295	1.96
NZSA has a role to play in promoting NZ writing to the public	58.80% 177	37.21% 112	1.00% 3	0.66% 2	2.33% 7	301	1.42
NZSA has a role to play in promoting NZ writing internationally	55.00% 165	39.00% 117	3.00% 9	1.33% 4	1.67% 5	300	1.50
NZSA has a role to play in upholding quality standards for NZ writing	41.95% 125	39.93% 119	9.40% 28	2.35% 7	6.38% 19	298	1.70

Q11 How frequently do you attend NZSA meetings in your region?

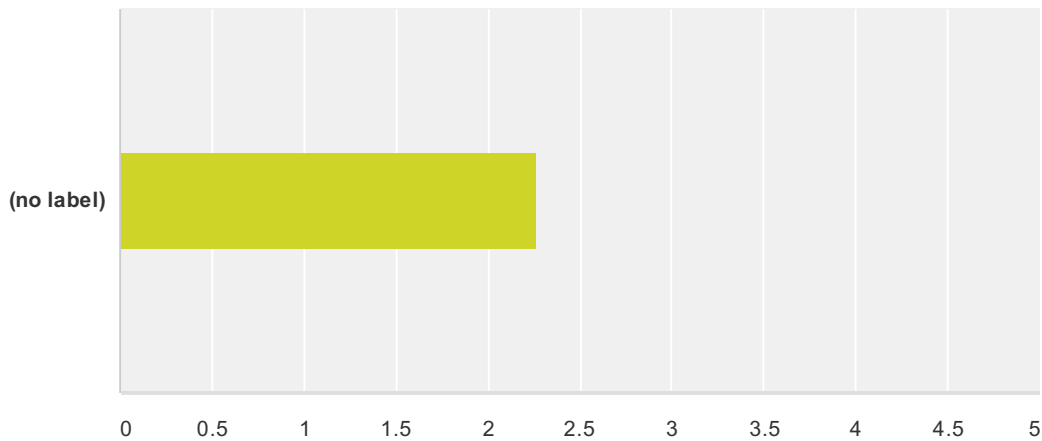
Answered: 299 Skipped: 12



Answer Choices	Responses	
Seldom or never	50.84%	152
Occasionally	25.42%	76
Most meetings	16.05%	48
All meetings	7.69%	23
Total		299

Q12 How important are these regional meetings to your membership?

Answered: 301 Skipped: 10



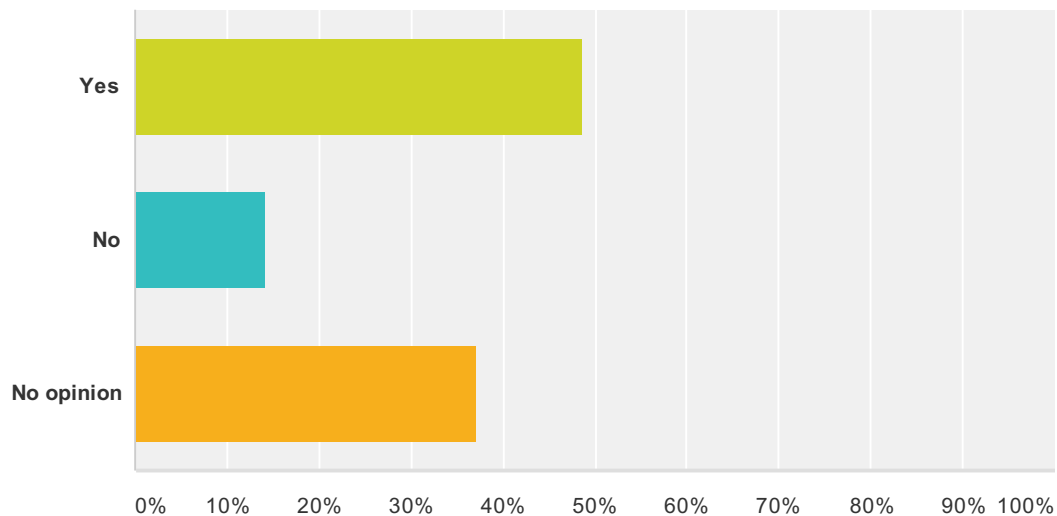
	Not important	Somewhat important	Important	Very important	No opinion	Total	Average Rating
(no label)	30.23% 91	27.91% 84	19.27% 58	18.27% 55	4.32% 13	301	2.27

Q13 Do you have any suggestions to improve these meetings?

Answered: 128 Skipped: 183

Q14 Board elections are currently held at regional meetings. Would you prefer them to be held online?

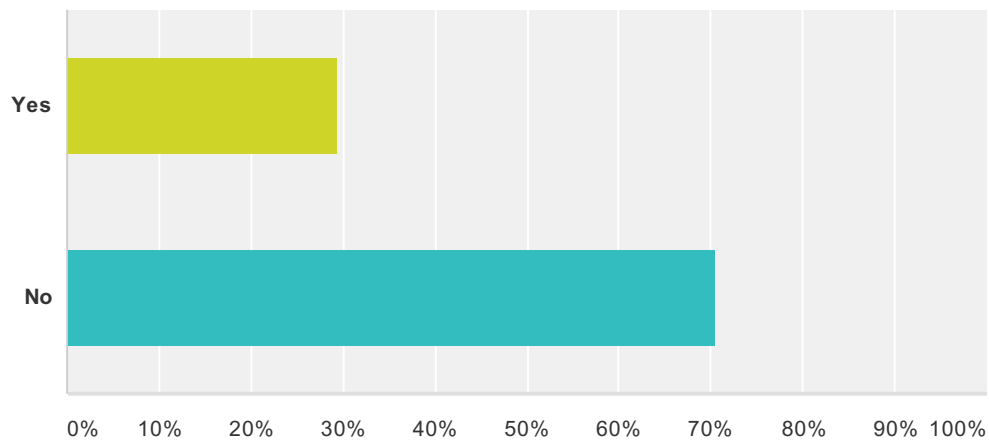
Answered: 296 Skipped: 15



Answer Choices	Responses
Yes	48.65% 144
No	14.19% 42
No opinion	37.16% 110
Total	296

Q15 Are there any specific changes you would like to see in the organisation's structure or activities?

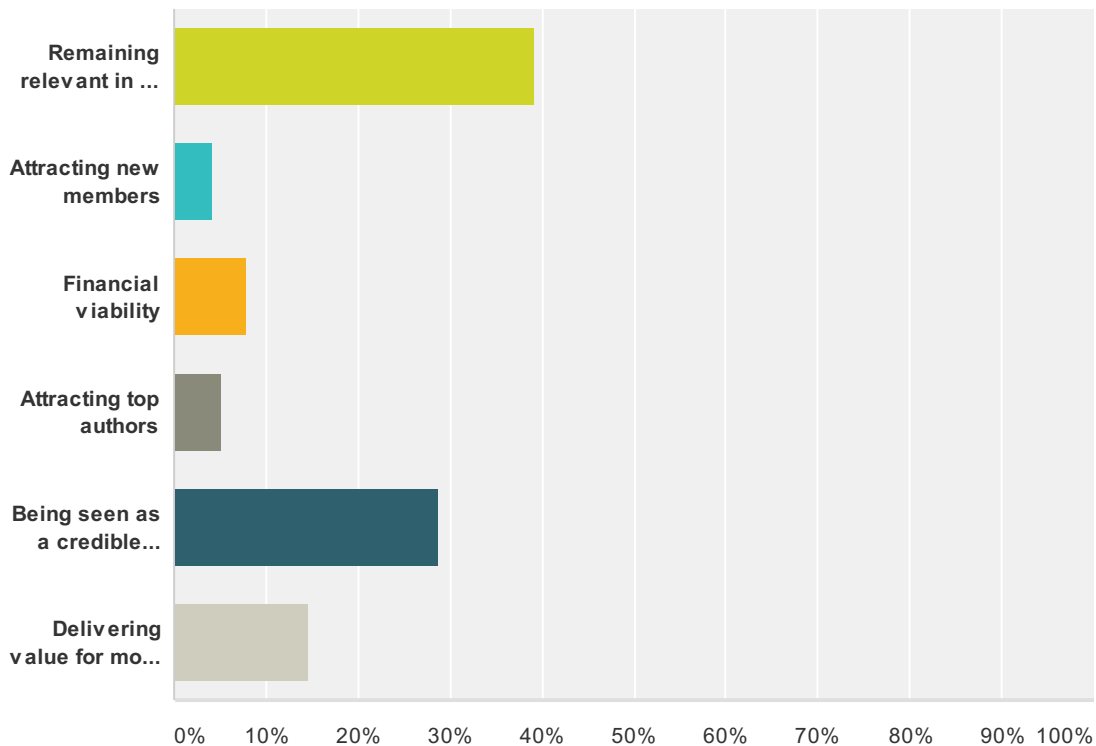
Answered: 261 Skipped: 50



Answer Choices	Responses
Yes	29.50% 77
No	70.50% 184
Total	261

Q16 What do you see as the biggest challenge currently facing NZSA?

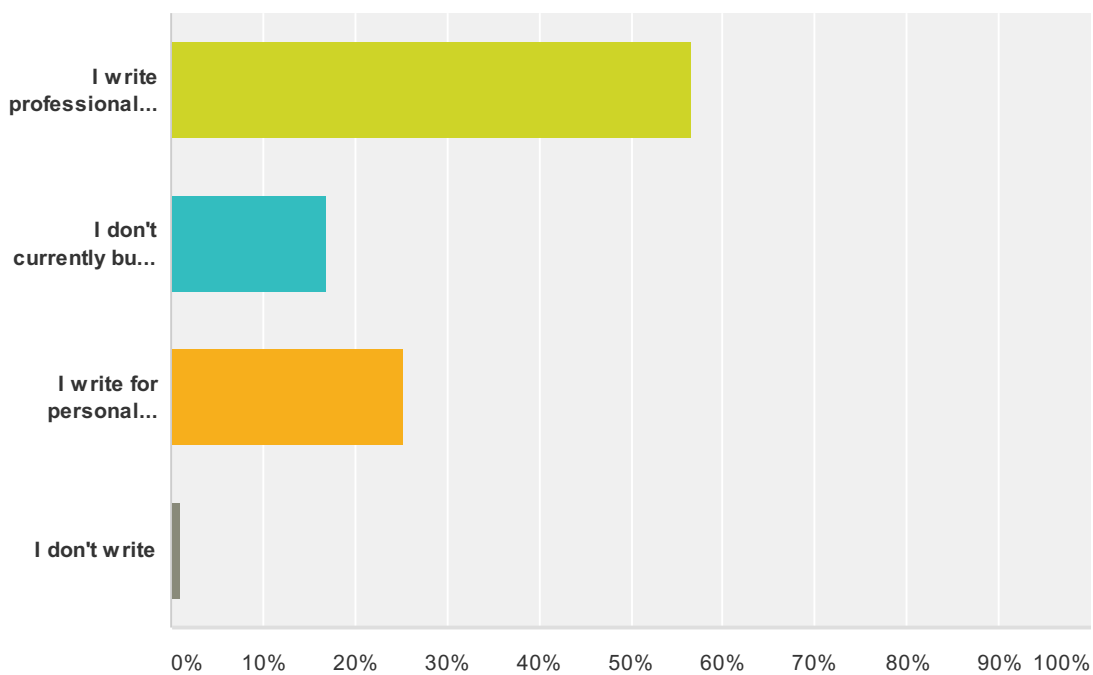
Answered: 288 Skipped: 23



Answer Choices	Responses
Remaining relevant in an increasingly digital world	39.24% 113
Attracting new members	4.17% 12
Financial viability	7.99% 23
Attracting top authors	5.21% 15
Being seen as a credible industry organisation	28.82% 83
Delivering value for money to its members	14.58% 42
Total	288

Q17 Tell us about your writing.

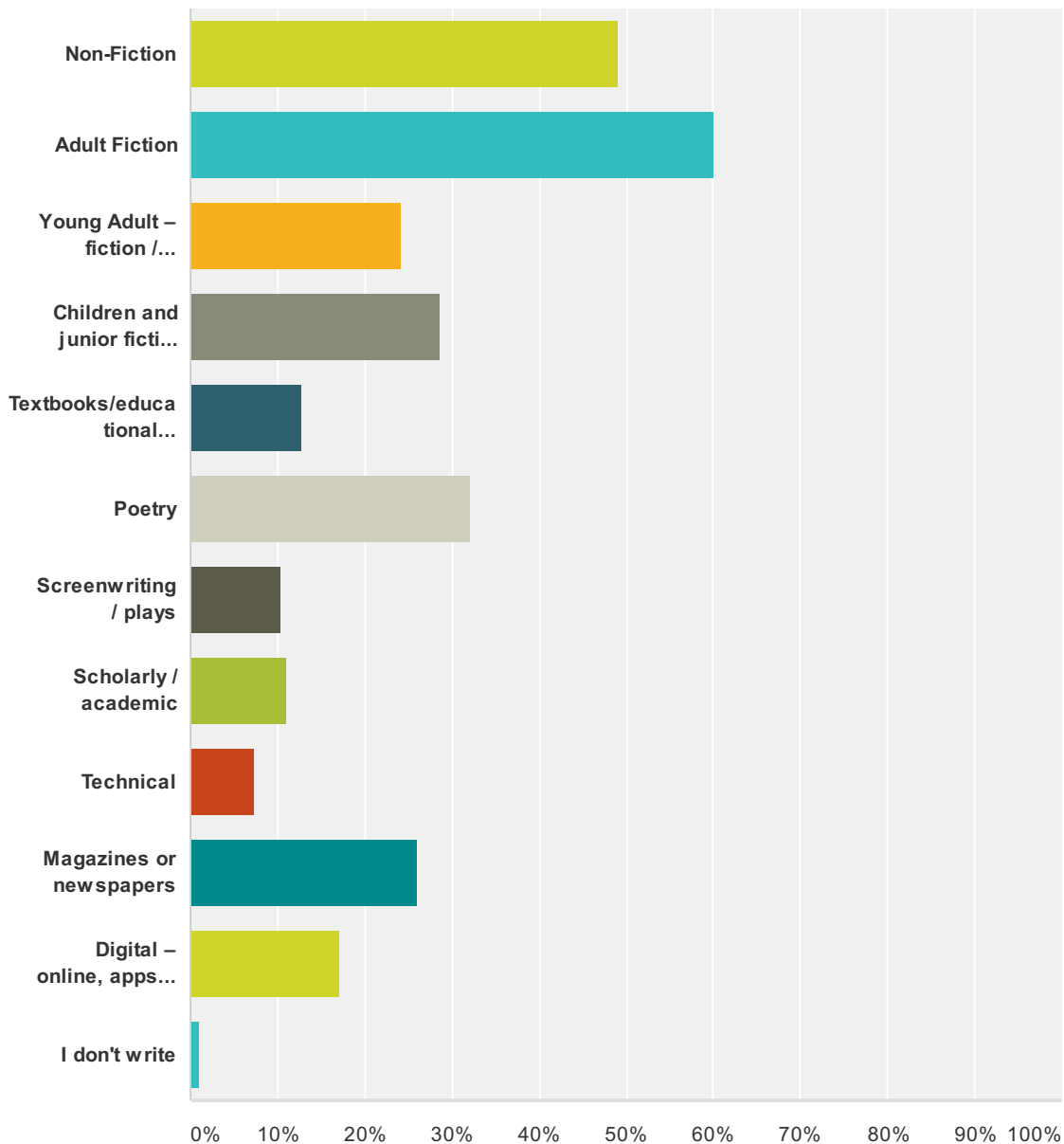
Answered: 300 Skipped: 11



Answer Choices	Responses	
I write professionally for payment (full time or part time)	56.67%	170
I don't currently but plan to earn income from my writing	17.00%	51
I write for personal interest	25.33%	76
I don't write	1.00%	3
Total		300

Q18 What sort of writing do you do? (Tick all that as apply)

Answered: 298 Skipped: 13



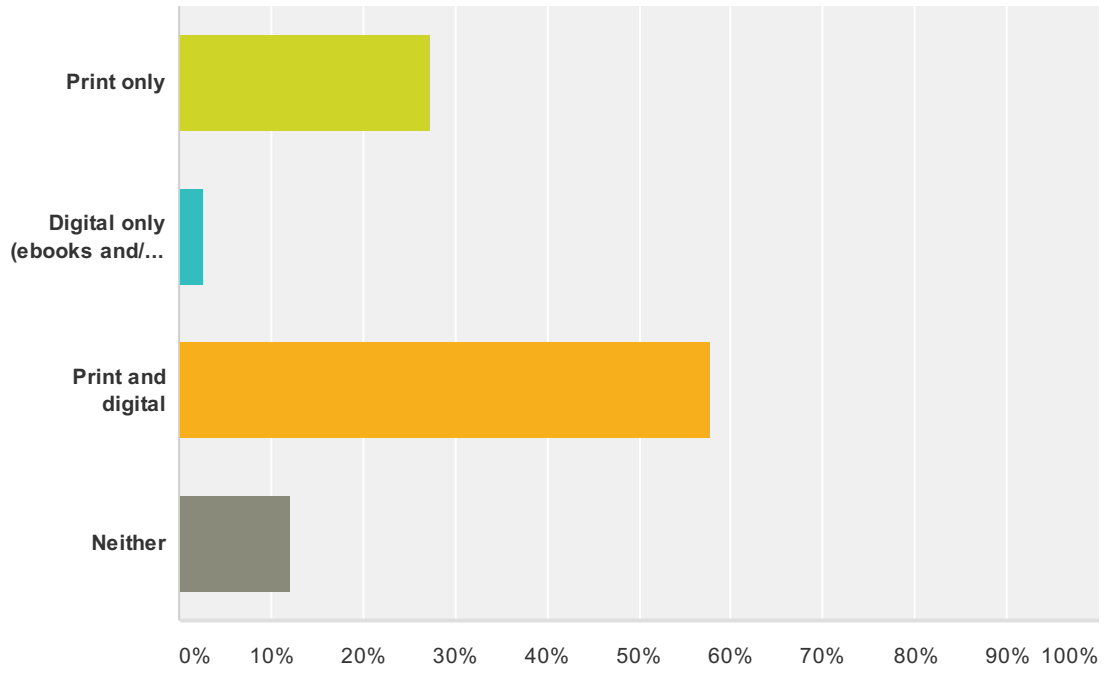
Answer Choices	Responses
Non-Fiction	48.99% 146
Adult Fiction	60.07% 179
Young Adult – fiction / non-fiction	24.16% 72
Children and junior fiction / non-fiction / pre-schooler	28.52% 85
Textbooks/educational resources	12.75% 38
Poetry	32.21% 96
Screenwriting / plays	10.40% 31

NZSA Membership Survey

Scholarly / academic	11.07%	33
Technical	7.38%	22
Magazines or newspapers	26.17%	78
Digital – online, apps, ebooks	17.11%	51
I don't write	1.01%	3
Total Respondents: 298		

Q19 Which formats do you publish in?

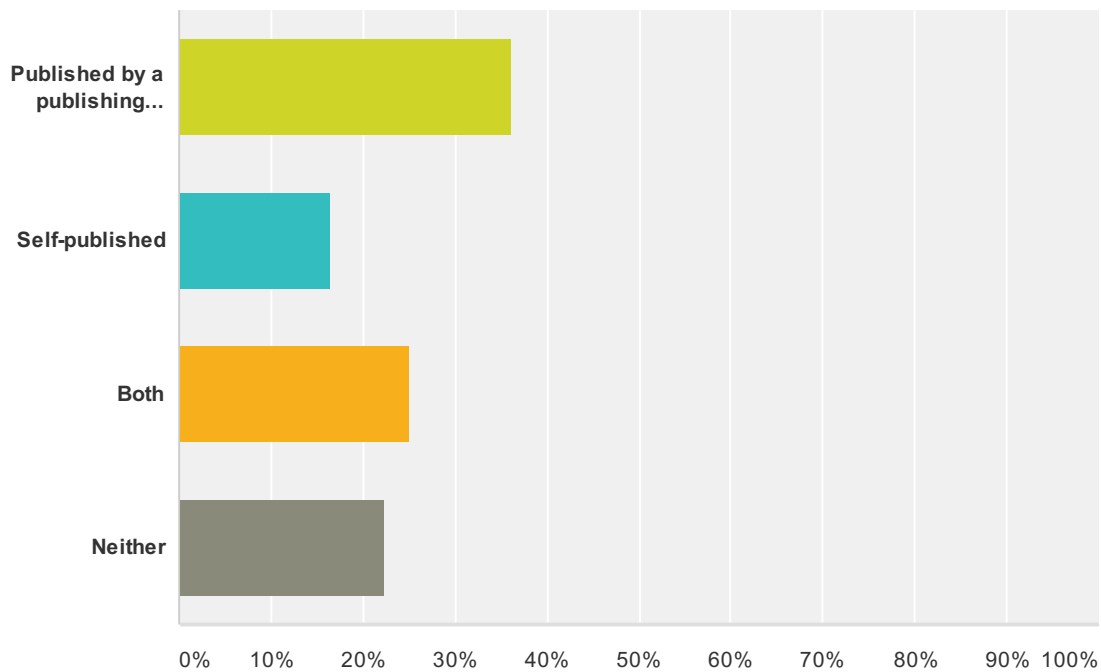
Answered: 296 Skipped: 15



Answer Choices	Responses
Print only	27.36% 81
Digital only (ebooks and/or online)	2.70% 8
Print and digital	57.77% 171
Neither	12.16% 36
Total	296

Q20 Are you:

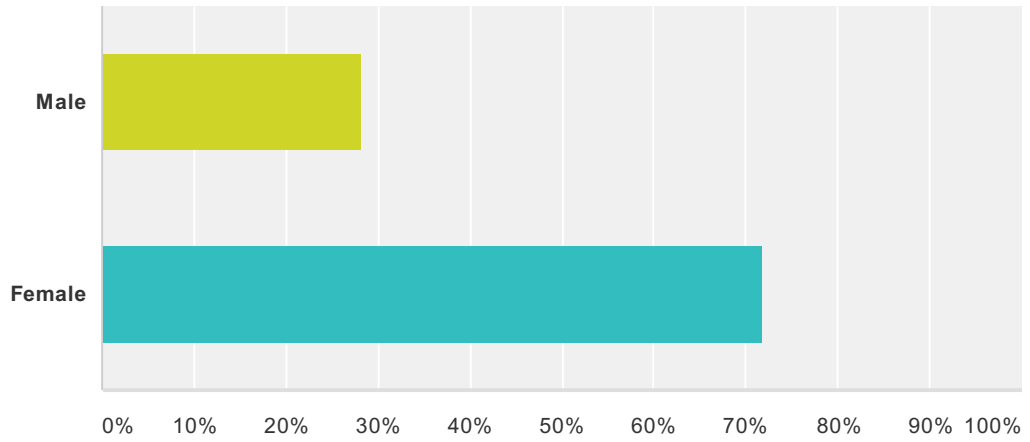
Answered: 296 Skipped: 15



Answer Choices	Responses
Published by a publishing house	36.15% 107
Self-published	16.55% 49
Both	25.00% 74
Neither	22.30% 66
Total	296

Q21 Are you male or female?

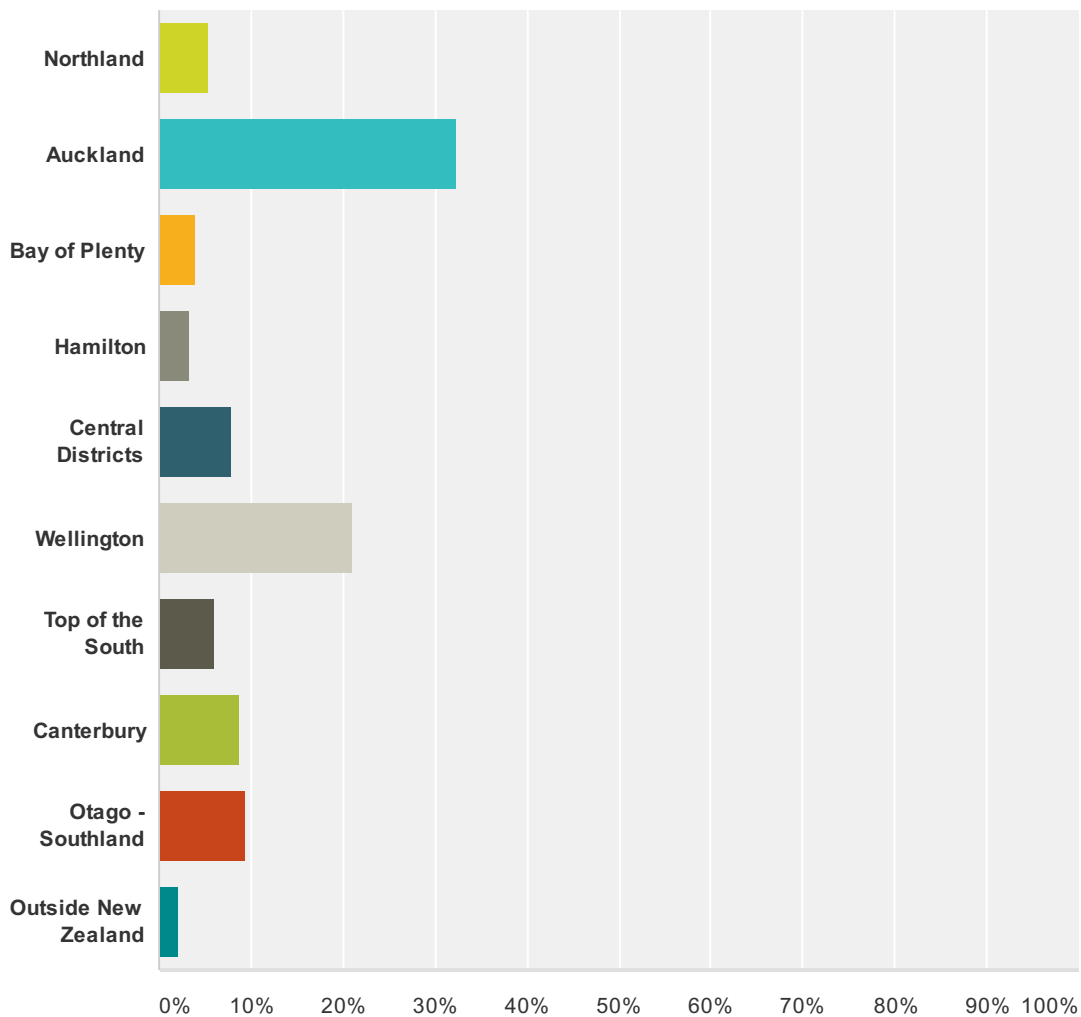
Answered: 299 Skipped: 12



Answer Choices	Responses
Male	28.09% 84
Female	71.91% 215
Total	299

Q22 Which region are you in?

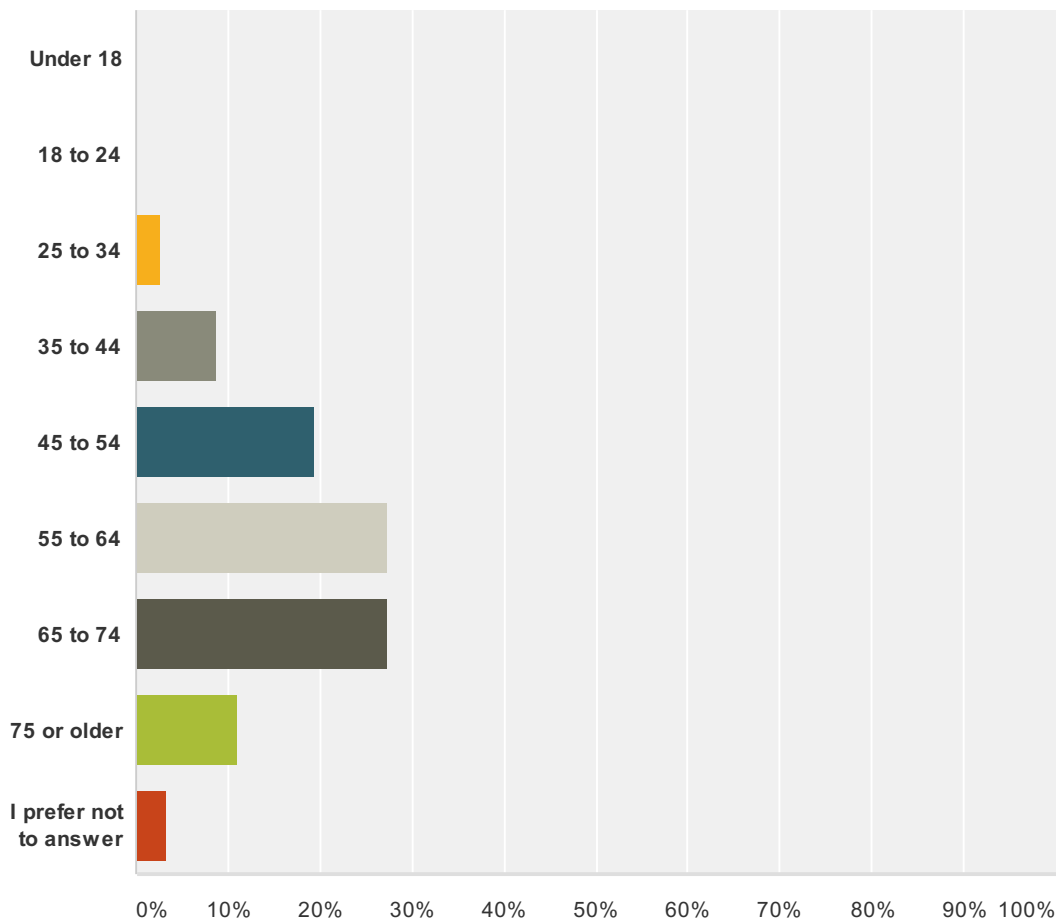
Answered: 300 Skipped: 11



Answer Choices	Responses
Northland	5.33% 16
Auckland	32.33% 97
Bay of Plenty	4.00% 12
Hamilton	3.33% 10
Central Districts	8.00% 24
Wellington	21.00% 63
Top of the South	6.00% 18
Canterbury	8.67% 26
Otago - Southland	9.33% 28
Outside New Zealand	2.00% 6
Total	300

Q23 What is your age?

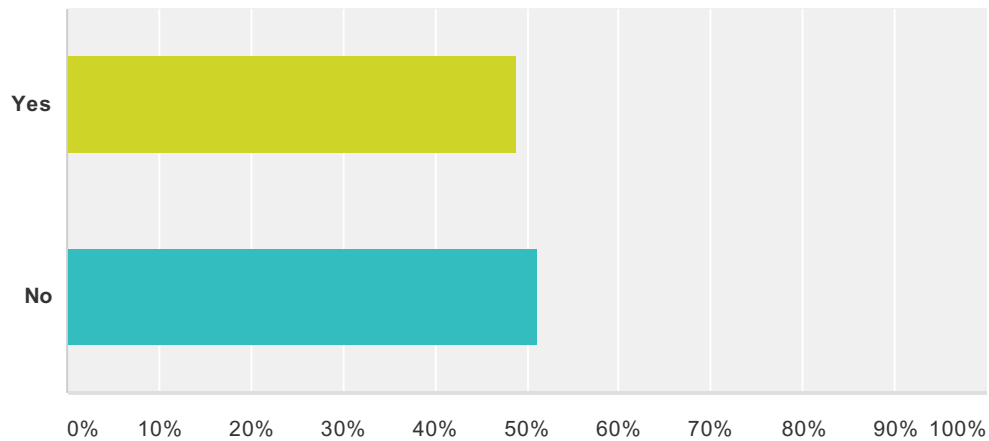
Answered: 299 Skipped: 12



Answer Choices	Responses
Under 18	0.00% 0
18 to 24	0.00% 0
25 to 34	2.68% 8
35 to 44	8.70% 26
45 to 54	19.40% 58
55 to 64	27.42% 82
65 to 74	27.42% 82
75 or older	11.04% 33
I prefer not to answer	3.34% 10
Total	299

Q24 Have you received income from ROYALTIES in the past THREE years?

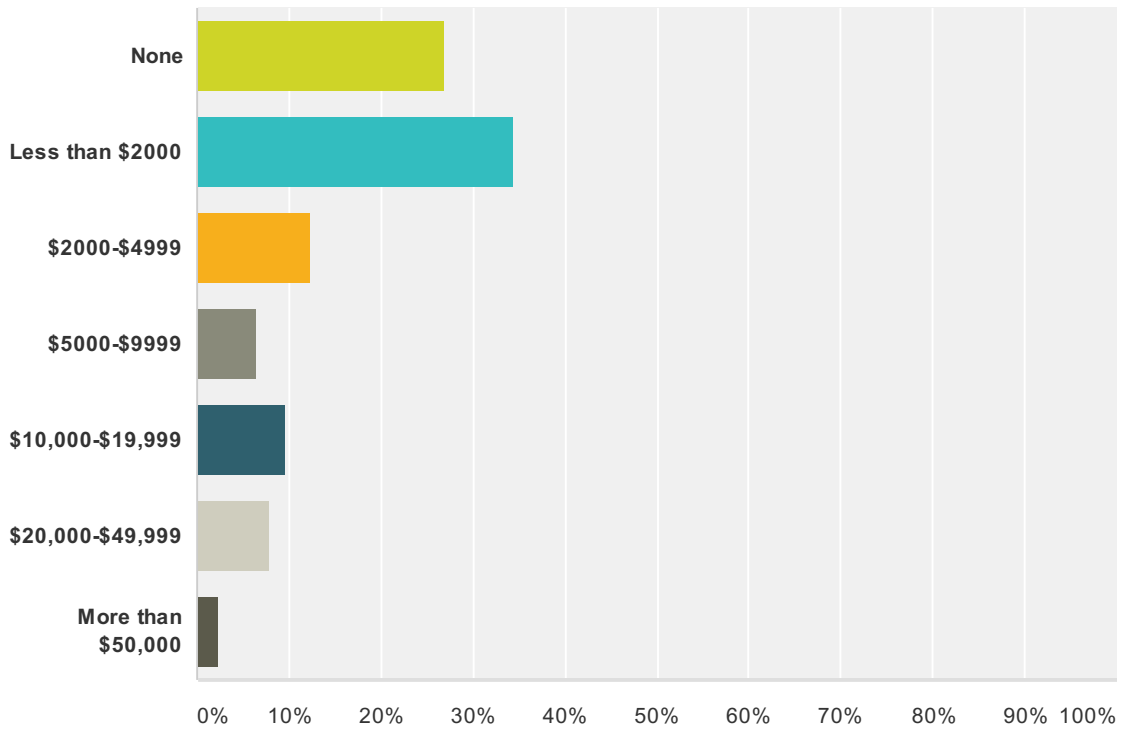
Answered: 297 Skipped: 14



Answer Choices	Responses	
Yes	48.82%	145
No	51.18%	152
Total		297

Q25 In the past 12 months, what was your gross income from all writing-related activities EXCLUDING full-time employment (e.g., book royalties, book/ebook sales, freelance writing or editing, film rights, speaking engagements, etc)?

Answered: 293 Skipped: 18



Answer Choices	Responses
None	26.96% 79
Less than \$2000	34.47% 101
\$2000-\$4999	12.29% 36
\$5000-\$9999	6.48% 19
\$10,000-\$19,999	9.56% 28
\$20,000-\$49,999	7.85% 23
More than \$50,000	2.39% 7
Total	293

Q26 Do you have any comments to add?

Answered: 65 Skipped: 246